



**Kai Kong Chay**  
Senior Portfolio Manager  
Greater China Equities

2021 was an eventful year for the Greater China equity market. During the first quarter, better-than-expected macroeconomic data attracted investors. However, in the second half of the year, Beijing introduced a series of targeted industry regulations that dulled sentiment and drove investors to the sidelines, causing offshore Chinese equities to plummet throughout the third and fourth quarters. In contrast, the mainland A-shares market remained relatively stable, and tech stocks propelled Taiwan equity to record highs. Kai-Kong Chay, Senior

Portfolio Manager for Greater China equities, believes that amid unprecedented change, such as the pandemic accelerating China’s transition process, investors can capture potential opportunities in onshore (A-shares), Hong Kong and Taiwan equity markets by employing a bottom-up, stock-picking approach, as current valuations present compelling opportunities.

## Greater China equities: Opportunities abound for stock pickers

### Market review

The performance of Greater China equities was varied in 2021, and this was particularly so for Chinese and Hong Kong stocks. Offshore and onshore Chinese equities continued to diverge, as the former experienced a considerable correction amid concerns about rising COVID-19 cases and regulatory tightening. The MSCI China Index, which comprises mega-cap internet and e-commerce names listed offshore, registered a loss of more than 22%. Meanwhile, A-shares gained slightly, helped by a higher representation of industries that align with the sustainability push in China, such as the electric-vehicle (EV) supply chain and renewable-energy

plays. Taiwan equities performed superbly, rising by 25%.<sup>1</sup>

### Regulatory concerns: internet platform rectification and real-estate deleveraging

In the second half of 2021, investors grew concerned about default risk among high-profile property developers given tighter regulation and tighter liquidity. During the third quarter, several market segments, such as after-school tutoring, property-management services, and internet platforms, also faced a regulatory squeeze that resulted in a sharp sell-off in some sectors.<sup>2</sup>

The situation became more settled in the fourth quarter of 2021, as investors digested the most severe measures.

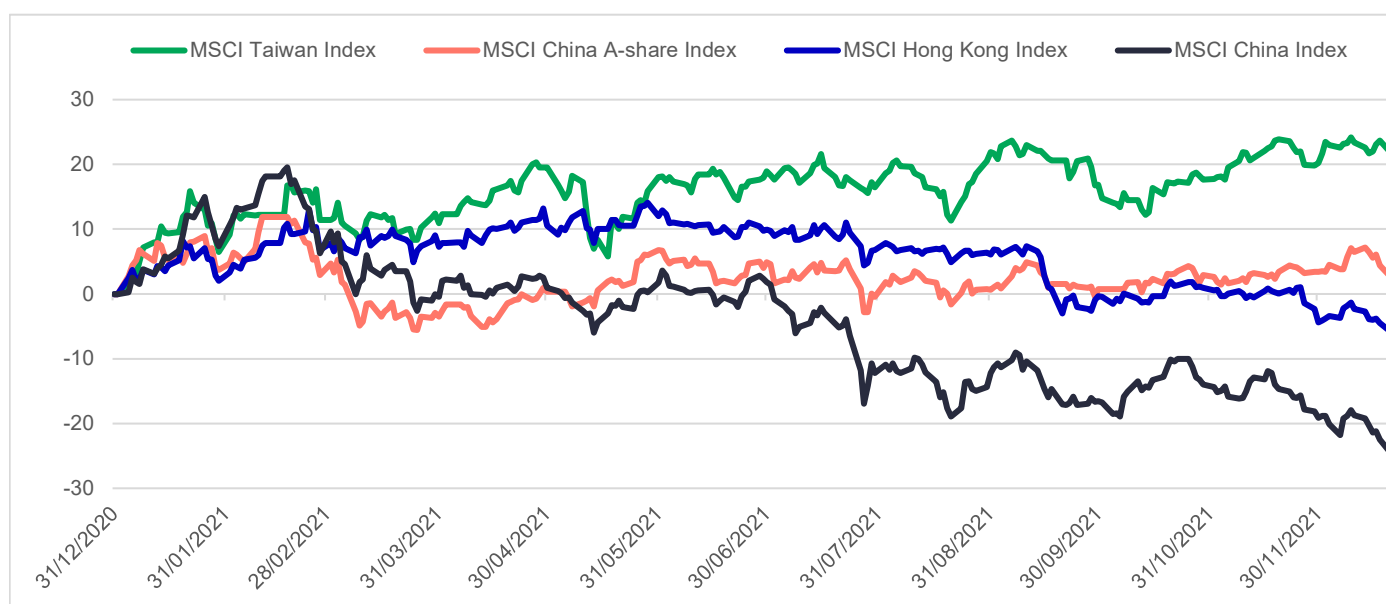
Turning to internet platform providers, it’s worth noting that the October study session of the Politburo called for the “co-existence of regulation and

<sup>1</sup> Bloomberg. Total return in USD, as of 27 December 2021. MSCI China Index measuring performances of large-to-mid cap SOEs, red chips, A-shares, B-shares and Chinese stocks listed overseas fell 22.62%; MSCI Hong Kong Index declined 4.31%, MSCI China A-share Index rose 3.38%; MSCI Taiwan Index increased 25.18%. Past performance is not indicative of future performance.

<sup>2</sup> On 24 July 2021, the “Opinions on Reducing Homework Burden and After-school Tutoring Burden of Students in the Compulsory Education

Stage” (aka “Double Reduction” policy) was officially released by Chinese government. Ministry of Housing and Urban-Rural Development of the People’s Republic of China, 23 July 2021. The Cyberspace Administration of China (CAC) announced a cybersecurity inspection on certain ride-hailing platforms in early July soon after the IPOs of a few concerned companies in the US.

Chart 1: 2021 market review for China, Hong Kong, and Taiwan equities



Bloomberg, as of 28 December 2021.

development for internet platforms” – stating that the digital economy is crucial for enhancing productivity and international competitiveness. Thereafter, the finalising of antitrust fines on some major platforms provided clarity, as the issue had clouded the sector. We believe the year-to-date correction, led by the regulatory clampdown in the third quarter, has allowed fundamental value to emerge in these sectors of Chinese equities.

Regarding the real-estate sector, potential credit events still grabbed the headlines, but the Chinese government signalled that the debt crisis relating to a leading property developer was manageable, and any spillover risks would be contained. As a matter of fact, there are signs that credit conditions may be easing for the battered real estate industry. Bank lending to property developers rose sharply in October and November, with momentum expected to continue.

## 2022 outlook

Despite the market volatility triggered by negative sentiment and industry regulation, China’s macroeconomy was supported by a rebound in exports, rising foreign reserves, and a steadily appreciating renminbi. These factors allowed it to recover from the pandemic.

Besides internal macroeconomic tailwinds, both onshore and offshore Chinese equities can potentially benefit from a more accommodative monetary policy. In December, the US Federal Reserve (the Fed) began tapering its bond-purchase programme. Meanwhile, the PBOC took advantage of the timing to cut its reserve requirement ratio (RRR) for the second time in 2021 and slashed rates for the second time in 20 months, raising liquidity in onshore stock markets. While some industries experienced corrections, they were helped by accommodative government policies. Given accelerated structural transitions, Chinese equities still offer investors a great deal of potential that can be categorised into major themes known as the “5Cs”.

### First “C”: COVID-ZERO policy

#### *Promoting industrial production*

- China has followed a COVID-zero policy since 2020. As it was able to control the spread of the disease at an early stage, it was one of the first countries to emerge from the crisis. From mid-2020 onwards, while the pandemic wreaked havoc on global supply chains, China’s COVID measures ensured that industrial production could resume. In turn, this meant that the economy rebounded during the latter stages of the pandemic-led global supply chain disruption.

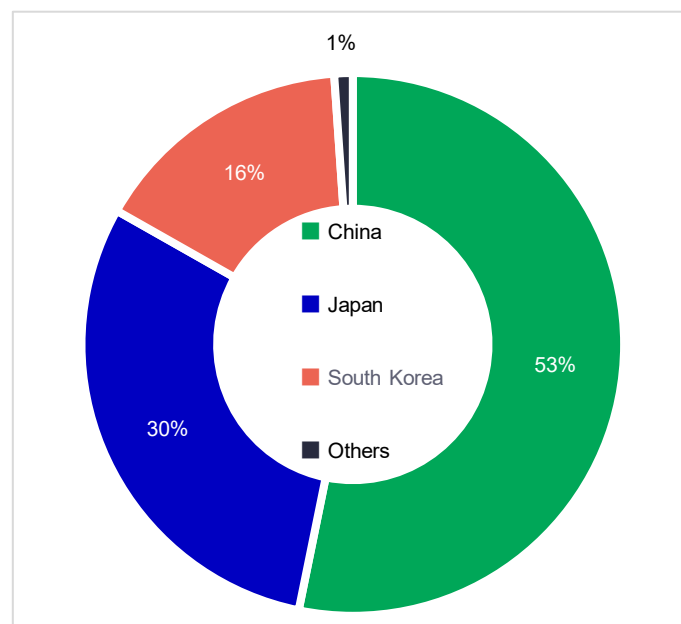
For example, China's share of global exports rose to 14.6% in the first half of the year, while its exports also drove the economy to outperform market expectations. Indeed, macroeconomic data to November revealed that China's exports remained robust as the year progressed. Based on its past success, we think the central government will retain strict measures to prevent the spread of the virus.

### Second "C": Common prosperity

#### *Encouraging domestic consumption and innovation*

- The Central Financial and Economic Affairs Commission held its 10<sup>th</sup> meeting last August when it stressed that common prosperity is an essential requirement of socialism and called for reasonable adjustment of excessive incomes and rearrangement of income distribution to promote common prosperity through high-quality development. We believe the government's drive for common prosperity will narrow the gaps between individuals, regions, and urban-rural communities to a more acceptable level. Corporate profitability and capital accumulation should remain, albeit the growth rate will be contained. Growing the pie is the foundation of common prosperity, and we think that China's overall economy could expand even more via domestic consumption and innovation.
- Dual circulation is a key strategy that outlines how the new economic model will function. On one hand, domestic economic growth will be the primary driver. Domestic consumption and innovation, such as the digital economy and biotech, will still be the anchor that allows China to move forward. On the other hand, China wants to strengthen its position as a high-value global manufacturing hub. Therefore, industrial automation and manufacturing upgrades led by advanced technology will be in focus.

### Chart 2: China's domestic innovation delivers results, as electric-vehicle battery manufacturers have already captured over half of the global market share



Citic Securities, Bloomberg, as of August 2020.

### Third "C": Co-existence of regulation and development for IT and e-commerce

#### *Promoting digitalisation over the longer term*

While it may be too early to say if the current regulatory tightening cycle is over, we believe the most severe measures had been released and digested. The swift rectification of businesses and operating models, along with the implementation of necessary measures in the affected industries mean that growth expectations can be reset. Here, we reiterate the forward-looking, long-term drivers of technology and digitalisation.

### Fourth "C": Carbon peak and carbon neutrality

#### *Peak carbon emissions and promoting new energy*

- Following China's aim of reaching carbon emissions peak by 2030 and achieving carbon neutrality by 2060, in October the State Council proposed the "Action Plan for Carbon Dioxide Peaking before 2030", urging the people's governments of all provinces, autonomous regions and municipalities, as well as all ministries and commissions of the State Council,

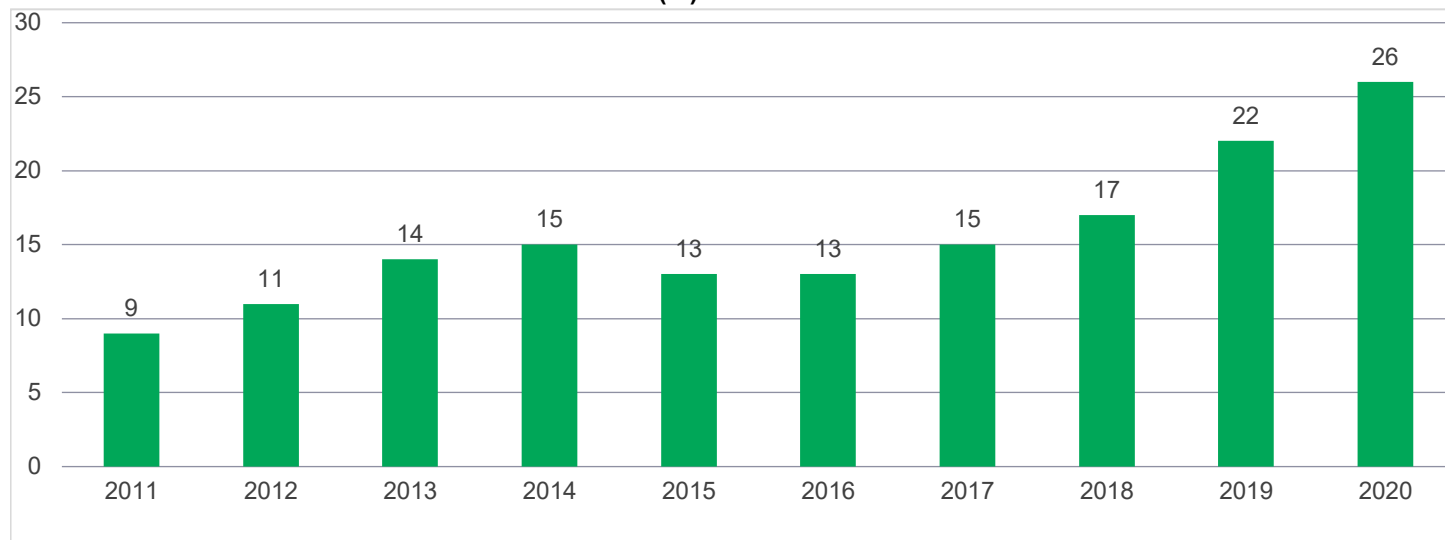
and all institutions directly under the State Council to implement the overall plan: by 2030, the share of non-fossil energy consumption should reach around 25%, and carbon dioxide emissions per unit of GDP should drop by more than 65% compared with the 2005 level, successfully achieving carbon dioxide peaking before 2030.

- We see solid investment opportunities in the renewable-energy sector, which enjoys strategic priority for government funding. The construction of wind and photovoltaic bases has already been accelerated thanks to the elevated pace of governmental bond issuance and policy support. Over the longer term, we expect a roadmap that will help China’s journey toward peak carbon emissions by 2030. This will place the country’s decarbonisation efforts under a more institutionalised framework. Overall, we believe that if China can change this energy problem into a manufacturing one, then it’ll greatly help China to achieve carbon peak and carbon neutrality.

## Fifth “C”: Changing demographics

- Changing demographics are reshaping the investment landscape and available opportunities in China. Importantly, this change is in tune with local tastes. We already see this with the evolution of products and brands for old and young alike.

**Chart 3: Chinese brands’ share trend in cosmetics (%)**



Euromonitor, UBS, as of September 2021.

- The consumption upgrade for China’s population, especially the middle class, is demonstrated by a shift in demand from goods to high-quality lifestyle services like property management and “experiences” such as travel.
- For consumer products, the winners will be those that can quickly adapt to local tastes. We have seen Chinese brands gain market share from foreign equivalents in multiple categories, such as sportswear, skincare, and cosmetics.

## Greater China equities: Unique advantages across three markets

The following section explores investor opportunities in the onshore and offshore markets.

### 1. Onshore China A-shares market

We see three unique opportunities in A-shares:

- New energy – especially new-energy equipment firms

Given China’s goal of carbon neutrality, solar and wind energy installations may experience higher growth in the coming years. Despite higher raw-material prices affecting solar energy developments in 2020, which resulted in new installations falling short of expectations in 2021, we believe the number will grow markedly in 2022. With solar energy costs

remaining high, new energy operators are more optimistic about wind energy and, therefore, the number of installations may exceed forecasts in 2021 and 2022.

It's worth mentioning that new-energy sources are leading to changes in the power-grid sector. To cope with competition, capex investment here should also exceed expectations. In terms of opportunities, new-energy operators are mainly listed in Hong Kong, while new-energy-related materials and equipment companies are primarily traded in A-share markets.

- The electric-vehicle supply chain

The penetration of EVs continues to rise – especially given the subsidies introduced in Europe and the US. The EV market has evolved from one driven by government subsidies to one led by consumption. With many EVs produced by traditional automobile manufacturers due to hit the market in 2022, EV sales should maintain high levels of growth throughout the year. Many companies that provide materials and equipment to EV supply chains are listed on the A-share market.

- Semiconductors

The replacement of imported semiconductors with those locally produced in China will be an industry trend lasting several years. In 2021, the semiconductor industry was highly cyclical, and we are optimistic about capital spending in 2022. Overall, then, we are constructive on semiconductor equipment companies. The higher penetration of EVs and solar energy will enhance the structural demand for power-management semiconductors (i.e., semiconductor components related to power and voltage control). As such, the outlook of power semiconductor companies is also more favourable.

## 2. Hong Kong equity market:

Although Hong-Kong listed Chinese equities trailed China A shares and Taiwan equity by a considerable margin in 2021, we need to consider the valuation of the Hang Seng Index over the past five years and a

price-to-book (P/B) ratio of less than one, which signals a bottoming out. As of end December 2021, the historic P/B ratio of Hong Kong equities was 0.97, implying that downside risk is limited. Catalysts for Hong Kong's equity market include an increasing number of IPOs, especially those returning from the US.

Besides, the China Securities Regulatory Commission recently announced that if companies meet compliance requirements and use the variable interest entities (VIE) structure, they will be allowed to list offshore after registration. As the US Securities and Exchange Commission has passed a new rule ordering the delisting of foreign companies that fail to comply with audit regulations for three consecutive years, we expect the number of China concept stocks heading to Hong Kong for IPOs or homecoming listings to grow continuously. This should provide a liquidity boost for Hong Kong equities.

Finally, growth expectations for the large-cap internet and e-commerce sectors have been reset, and we believe that current valuations price in most of the negative news flow. Looking ahead, the long-term drivers of technology and digitalisation remain intact. Catalysts for re-ratings in 2022 could be further clarity on the approval of gaming titles and time-spent limits, strong growth among new retail offerings (e.g., group community purchase), and the increasing penetration of fresh food and grocery e-commerce services. We believe that any risk is on the upside.

## 3. Taiwan equity market

After experiencing rapid growth in 2021 (projected at 6%), Taiwan's GDP is set to expand by 3.3% in 2022, which is slower than 2021 but higher than pre-COVID levels. Corporate earnings may slow to 0–3%, with negative growth in the materials sector and cyclical equities being the leading detractors. The earnings prospects for most electronics companies remain bright. For example, semiconductor and server companies, as well as automotive electronics, are expected to achieve double-digit earnings growth.

Stock-picking rather than market selection should be in favour throughout 2022. Corporate profits may

recede in the second quarter of the year, and the Fed is widely anticipated to raise interest rates. Historical data suggests that Taiwan equity performance would, to a large extent, be negatively correlated to Fed policy, meaning we may see Taiwan equities peak in the first quarter of 2022. Key investment themes include mid-cap electronics such as integrated-circuit (IC) designers, servers, EVs, and the metaverse-related names; banks that can benefit from rate hikes; and stocks that will be boosted by the post-pandemic recovery.

We believe the ongoing semiconductor shortage will extend into the first half of 2022, with Taiwan's IC foundries emerging as major beneficiaries. Given chip prices are set to rise further in the first quarter of 2022, gross margins are expected to trend upwards. Meanwhile, IC design companies can also gain from the shortage. The substitution effect has begun to occur, with Taiwan chips gradually replacing supplies from Europe and America, implying that IC prices have room for upward adjustments.

Having borne the brunt of the pandemic in the third quarter of 2021, Southeast Asia is showing signs of recovery. Downstream electronics account for most of the Taiwanese manufacturers in China, and their production has not suffered severely thanks to redeployment strategies and an easing of power rationing measures since the final quarter of the year. Manufacturers have also taken steps to lower the risks associated with power rationing. Furthermore, the current factory utilisation rate of Taiwanese manufacturers in Southeast Asia, most of them being textiles and shoe producers, has rebounded by over 80%. Manufacturers are also actively diversifying to avoid overexposure to Vietnam.

### **Greater choice in a varied asset class**

Given its increasingly diverse range of investment opportunities, the Greater China equity universe will be best approached from a bottom-up, stock-picking perspective rather than by focusing on a narrower band of individual markets. We are encouraged by developments across all share types, most notably the swift growth in renewables, Hong Kong's burgeoning IPO sector, and changes in the semiconductor supply chain. Furthermore, China's expanding middle class and its desire for domestic

brands provides us, as active managers, with a deeper well of ideas from which to draw. Lastly, we believe that the most stringent regulatory measures are now behind us. This, coupled with a hoped-for easing of COVID-related concerns, should see investor confidence accelerate in 2022.

## Disclaimer

A widespread health crisis such as a global pandemic could cause substantial market volatility, exchange-trading suspensions and closures, and affect portfolio performance. For example, the novel coronavirus disease (COVID-19) has resulted in significant disruptions to global business activity. The impact of a health crisis and other epidemics and pandemics that may arise in the future, could affect the global economy in ways that cannot necessarily be foreseen at the present time. A health crisis may exacerbate other pre-existing political, social and economic risks. Any such impact could adversely affect the portfolio's performance, resulting in losses to your investment

Investing involves risks, including the potential loss of principal. Financial markets are volatile and can fluctuate significantly in response to company, industry, political, regulatory, market, or economic developments. These risks are magnified for investments made in emerging markets. Currency risk is the risk that fluctuations in exchange rates may adversely affect the value of a portfolio's investments.

The information provided does not take into account the suitability, investment objectives, financial situation, or particular needs of any specific person. You should consider the suitability of any type of investment for your circumstances and, if necessary, seek professional advice.

This material is intended for the exclusive use of recipients in jurisdictions who are allowed to receive the material under their applicable law. The opinions expressed are those of the author(s) and are subject to change without notice. Our investment teams may hold different views and make different investment decisions. These opinions may not necessarily reflect the views of Manulife Investment Management or its affiliates. The information and/or analysis contained in this material has been compiled or arrived at from sources believed to be reliable, but Manulife Investment Management does not make any representation as to their accuracy, correctness, usefulness, or completeness and does not accept liability for any loss arising from the use of the information and/or analysis contained. The information in this material may contain projections or other forward-looking statements regarding future events, targets, management discipline, or other expectations, and is only current as of the date indicated. The information in this document, including statements concerning financial market trends, are based on current market conditions, which will fluctuate and may be superseded by subsequent market events or for other reasons. Manulife Investment Management disclaims any responsibility to update such information.

Neither Manulife Investment Management or its affiliates, nor any of their directors, officers or employees shall assume any liability or responsibility for any direct or indirect loss or damage or any other consequence of any person acting or not acting in reliance on the information contained here. All overviews and commentary are intended to be general in nature and for current interest. While helpful, these overviews are no substitute for professional tax, investment or legal advice. Clients should seek professional advice for their particular situation. Neither Manulife, Manulife Investment Management, nor any of their affiliates or representatives is providing tax, investment or legal advice. This material was prepared solely for informational purposes, does not constitute a recommendation, professional advice, an offer or an invitation by or on behalf of Manulife Investment Management to any person to buy or sell any security or adopt any investment strategy, and is no indication of trading intent in any fund or account managed by Manulife Investment Management. No investment strategy or risk management technique can guarantee returns or eliminate risk in any market environment. Diversification or asset allocation does not guarantee a profit or protect against the risk of loss in any market. Unless otherwise specified, all data is sourced from Manulife Investment Management. Past performance does not guarantee future results.

### Manulife Investment Management

Manulife Investment Management is the global wealth and asset management segment of Manulife Financial Corporation. We draw on more than a century of financial stewardship to partner with clients across our institutional, retail, and retirement businesses globally. Our specialist approach to money management includes the highly differentiated

strategies of our fixed-income, specialized equity, multi-asset solutions, and private markets teams—along with access to specialized, unaffiliated asset managers from around the world through our multimanager model.

This material has not been reviewed by, is not registered with any securities or other regulatory authority, and may, where appropriate, be distributed by the following Manulife entities in their respective jurisdictions. Additional information about Manulife Investment Management may be found at [manulifeim.com/institutional](http://manulifeim.com/institutional)

**Australia:** Hancock Natural Resource Group Australasia Pty Limited., Manulife Investment Management (Hong Kong) Limited. **Brazil:** Hancock Asset Management Brasil Ltda. **Canada:** Manulife Investment Management Limited, Manulife Investment Management Distributors Inc., Manulife Investment Management (North America) Limited, Manulife Investment Management Private Markets (Canada) Corp. **China:** Manulife Overseas Investment Fund Management (Shanghai) Limited Company. **European Economic Area** Manulife Investment Management (Ireland) Ltd. which is authorised and regulated by the Central Bank of Ireland **Hong Kong:** Manulife Investment Management (Hong Kong) Limited. **Indonesia:** PT Manulife Aset Manajemen Indonesia. **Japan:** Manulife Investment Management (Japan) Limited. **Malaysia:** Manulife Investment Management (M) Berhad 200801033087 (834424-U) **Philippines:** Manulife Investment Management and Trust Corporation. **Singapore:** Manulife Investment Management (Singapore) Pte. Ltd. (Company Registration No. 200709952G) **South Korea:** Manulife Investment Management (Hong Kong) Limited. **Switzerland:** Manulife IM (Switzerland) LLC. **Taiwan:** Manulife Investment Management (Taiwan) Co. Ltd. **United Kingdom:** Manulife Investment Management (Europe) Ltd. which is authorised and regulated by the Financial Conduct Authority **United States:** John Hancock Investment Management LLC, Manulife Investment Management (US) LLC, Manulife Investment Management Private Markets (US) LLC and Hancock Natural Resource Group, Inc. **Vietnam:** Manulife Investment Fund Management (Vietnam) Company Limited.

Manulife, Manulife Investment Management, Stylized M Design, and Manulife Investment Management & Stylized M Design are trademarks of The Manufacturers Life Insurance Company and are used by it, and by its affiliates under license.

547505