


2026 Outlook Series: Asian Fixed Income



Asian fixed income posted strong gains in 2025 amid myriad challenges. Entering the new year, the asset class is poised for continued momentum on the back of numerous beneficial tailwinds. In this 2026 Outlook, the Asian Fixed Income team

analyses the key factors likely to propel performance and identifies opportunities for investors based on key themes and developments in three regional bond markets: China, Japan, and India.

Summary:

- Despite facing challenges in 2025, Asian fixed income posted strong performance and is poised for continued positive momentum in 2026.
- Three themes present opportunities for investors in the new year:
 - 1) A lower US interest rate environment could drive investor preference for money market and cash-plus solutions, and Asian credit.
 - 2) An evolving and more balanced Asian high-yield (HY) universe reinforces our preference for HY over investment-grade bonds.
 - 3) Asian local markets are riding on the momentum of increased investor interest to continue delivering strong performance amid de-dollarisation and US dollar volatility.
- We are also constructive on three regional bond markets in 2026: China, Japan, and India.

2026 Asian Fixed Income Outlook: Positive momentum poised to continue amid ample investment opportunities

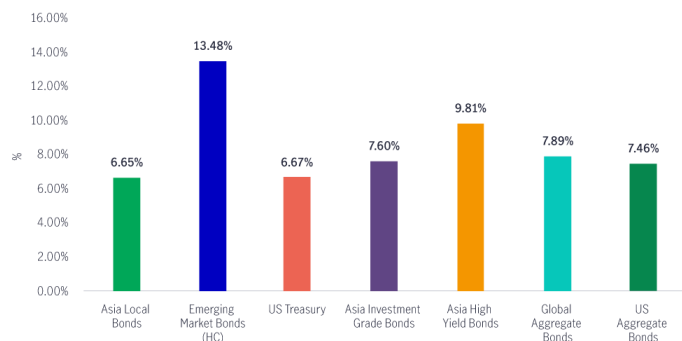
Asia has faced numerous headwinds this year, including global trade tensions, uncertain US economic policies, US dollar (USD) volatility, and persistent deflation in China.

Despite these concerns, Asian fixed-income markets have forged ahead, delivering strong absolute and relative returns on the back of solid economic fundamentals, attractive valuations, and gains in Asian local markets and currencies.

As we look ahead to 2026, we expect the positive momentum to roll on, helping underpin returns and diversification benefits for investors.

Key market themes worth highlighting for 2026 include: 1) lower interest rates; 2) the evolving Asian HY market; 3) de-dollarisation; 4) promising developments in Asia's three largest bond markets.

Chart 1: Asian and Emerging Market bonds have delivered robust returns year-to-date in 2025, with related funds on track for their first year of net inflows since 2021¹



Despite numerous headwinds, Asian fixed income continues to demonstrate resilience, underpinned by the region's solid growth prospects, benign inflation, healthy corporate fundamentals, and proactive government stimulus measures.

Notably, in 2025, heightened US market volatility and the developing de-dollarisation theme have prompted investors to increasingly recognise the structural shifts underway in global markets, further enhancing the appeal of local markets, including Asia.

We believe the shift in investor interest and positive flow momentum will extend into the new year, positioning Asian bonds as a compelling choice for stable income and diversification amid a changing global landscape.

In 2026, we see numerous opportunities across Asian fixed income on the back of both cyclical and structural developments, according to several market themes.

#1: A change in the interest rate environment: lower US interest rates could drive investor preference towards MMCP solutions and Asian credit

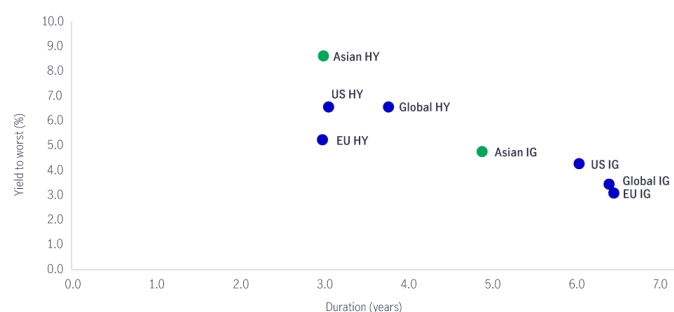
With over USD 7 trillion of assets currently invested in cash-equivalent products, money market and cash-plus (MMCP) solutions will return to the spotlight for investors in 2026. These offer relatively higher yields compared to ordinary savings accounts and deposits due to their ability to invest in a broader investment universe and the flexibility to adjust portfolio maturity.

Investors who have been sceptical of tight credit spreads or high equity valuations and want to reduce the impact of falling rates on their cash returns will likely find MMCP solutions attractive, given the added stability and liquidity they offer for their investment portfolios.

Lower US interest rates will also reset the relative attractiveness of different USD fixed income asset classes.

As the yield curve normalises, investors will likely need to take on more risk – whether duration, credit, or currency – to achieve higher expected returns. Risk-reward considerations will play a bigger role in investment decisions, and we believe investors will find assets with higher all-in yields and relatively shorter duration profiles, such as Asian dollar bonds, even more appealing.

Chart 2: Asian credit all-in yields remain compelling²



¹ Source: Bloomberg, JP Morgan Indices, as of 30 November 2025.

² Source: Manulife Investment Management, JP Morgan Asia Credit Non-Investment-Grade Index, Bloomberg US Corporate High Yield Index

and Bloomberg Pan European High Yield Index, as of 30 November 2025. "All-in yield" refers to the asset class's yield-to-worst.

We also expect this environment to be supportive of primary issuance in the Asian dollar bond space, which has been muted for a few years. With issuers potentially returning to the market to refinance at lower funding costs, this would be a positive catalyst for credit profiles and fundamentals and could also reignite growth in the Asian dollar bond space.

Demand for Asian local credit markets has also strengthened significantly since April, accompanied by a notable increase in local credit issuance – for instance, in the offshore Chinese renminbi (CNH) and Singapore dollar (SGD) markets – creating compelling opportunities in the primary market. The selective SGD-denominated credit segment particularly offers a broader investment universe with attractive concessions and favourable valuations.

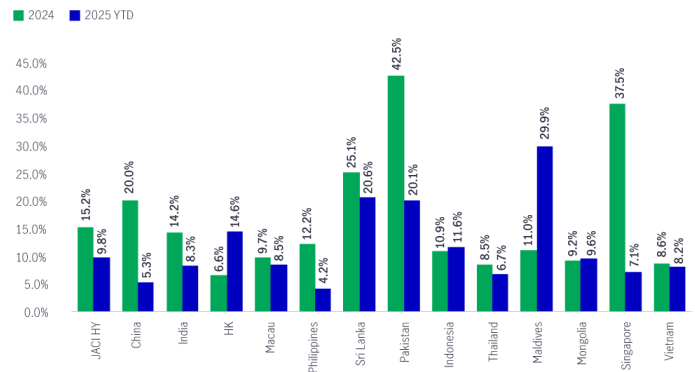
Further, Singapore, with its AAA credit rating, has stood out as a safe-haven destination for investors seeking quality and has garnered more inflows. We believe actively allocating between Asian dollar bonds and local credits offers enhanced yield pick-up opportunities in today's rapidly evolving interest rate environment.

#2: Evolving and more balanced Asian High Yield (HY) universe reinforces our preference for HY over Investment grade (IG) dollar bonds

Asian HY remains under the radar for many investors, and few have noticed that all major Asian HY markets have delivered positive returns in 2024 and year-to-date 2025, driven by a more diversified, balanced, and higher-quality investment universe.

We expect this strong market breadth to continue to drive outperformance for the asset class in 2026, as broader market strength will likely offset potential idiosyncratic weaknesses, with additional tailwinds from normalising defaults and a supportive macro backdrop across the region from monetary and policy support.

Chart 3: Positive returns across Asian HY over 2024 and 2025³



Furthermore, the compelling all-in yield offered by Asian HY (8.6%) outpaces that of US HY (6.6%) and Euro HY (5.2%), which carry similar credit ratings.

With dispersion still present in the market, ample investment opportunities remain for skilled managers to generate alpha through prudent security selection and active risk management. Asian HY is expected to remain an attractive source of income and diversification in 2026.

#3: Asian local markets riding on the momentum of increased investor interest to continue delivering strong performance amid de-dollarisation and USD volatility

Since the Liberation Day tariffs announced by the US on 2 April and Moody's downgrade of the US sovereign rating from Aaa to Aa1 on 16 May, there has been evidence of diversification out of the USD by some public sector investors.

The Moody's downgrade came amid concerns about the rising federal budget deficit. This is projected to exceed USD 1.4 trillion in 2025 and more than 5% of GDP, and the US' total federal debt surpassing USD 36 trillion. For example, China has reduced its US Treasury holdings while increasing its gold purchases.

At the same time, some global investors have allocated to high-carry currencies in Latin America

³ Source: Manulife Investment Management, JP Morgan Indices, Bloomberg, as of 30 November 2025.

(LATAM) and Europe, the Middle East, and Africa (EMEA).

Chart 4: Most Asia/G10 currencies have outperformed the USD (YTD)⁴

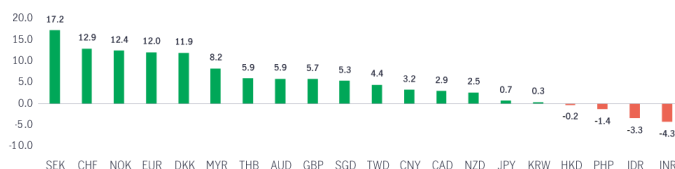


Chart 5: United States' rising federal debt to GDP⁵



US Treasuries remain a cornerstone for global investors, especially as a safe-haven asset during times of market stress, while the USD continues to dominate as the world's reserve currency.

Nevertheless, recent policy shifts have prompted a deterioration in the USD's long-term status, with concerns persisting about the US fiscal position, its international alliances, and the independence of the US Federal Reserve (Fed).

As a result, the trend towards de-dollarisation is expected to persist in the longer term, driving investors to seek greater diversification through alternative markets.

Although the USD has rebounded from its September lows as the market reassessed the Fed's easing path amid stronger economic data and persistent inflation, we anticipate ongoing volatility and depreciation of the USD over the medium term,

particularly as policy-related pressures weigh on US economic growth. This evolving landscape underscores the importance of broadening investment horizons beyond traditional US assets.

#4: Promising developments in Asia's three largest bond markets: China, Japan, and India. Manulife IM is positioned to offer single-country solutions in all three markets

China – resilient amidst challenges

Despite numerous challenges faced by the Chinese economy this year, export growth has remained intact while China's GDP growth is broadly in line with the annual 5% target.

China approved its 15th Five-Year Plan (2026-2030) on 28 October. This timeframe is a critical stage of China's 2035 goal of "basically achieving socialist modernisation".

To achieve a doubling of its GDP by 2035, compared with 2020, this implies an average GDP growth rate of 4.4% p.a. from 2026-2030. Core priorities of the Five-Year Plan will involve developing "new productive forces", including shifting from speed to higher-quality, sustainable growth. China will focus on developing a modern industrial system whilst achieving technological self-reliance by investing in semiconductors, artificial intelligence (AI), quantum technology, 6G, etc., as well as making progress on green and low-carbon energy.

More fiscal and financial policies will also be needed to support household consumption and end deflation.

Driven by de-dollarisation and renminbi internationalisation policies, the CNH bond market has expanded rapidly in terms of liquidity and market depth as issuers have shifted from the USD market to the CNH market for issuance. New-issue premiums, as well as flows from the Southbound Bond Connect programme, are expected to continue

⁴ Source: Bloomberg, as of 30 November 2025.

⁵ Source: Bloomberg, White House Office of Management and Budget, as of December 2025.

providing tactical investment opportunities in this market.

Heading into 2026, we expect the People's Bank of China (PBOC) to coordinate monetary and fiscal policies to prevent deflation from spiralling further and to support higher consumption as policymakers seek to guide the economy into a more self-reliant and more sustainable mode.

We expect the 10-year Chinese Government Bond (CGB) to range between 1.6% and 1.9% in the first half of 2026, while the curve may see bull steepening following the expected PBOC rate cut and CGB buying.

Accordingly, we will maintain an overweight duration position with equal exposure to both onshore rates and high-quality CNH-denominated corporate bonds. The renminbi remains anchored by the PBOC. Its fundamental valuation remains cheap, and with inflows picking up in the second half of this year, we could see gradual appreciation in the currency, with the renminbi expected to range between 7.0 and 7.3 against the USD.

The trade truce between China and the US is also expected to provide relief and support a stable, positive performance in Chinese fixed income and the renminbi over the next twelve months. Further, the recent rapid expansion of the offshore CNH market from both issuance and investor demand perspectives has shown that Chinese fixed income can provide diversification for global investors amid de-dollarisation and possible further USD weakness over the next 12-18 months.

Japan – a significant fixed income segment to be rediscovered

As the world's third-largest bond market and the region's second largest, the Japanese fixed-income market can offer ample liquidity and, coupled with its single-A sovereign rating, reinforces its longstanding reputation as a safe-haven destination for global investors.

In 2025, the combination of a de-dollarisation trend and a shift in the Bank of Japan's (BOJ) policy stance has brought renewed focus to Japanese bonds as a compelling source of opportunities.

After hiking policy rates from 0.25% to 0.50% in January, it seems that Japan is finally on the path to gradual interest rate normalisation after negative and near-zero interest rates over the past two decades. For now, consensus forecasts expect the BOJ to gradually lift policy rates to around 1.0% in 2026 and 1.2% by 2027.

The election of Sanae Takaichi as Japan's first female prime minister in October 2025 has also introduced a new variable for investors.

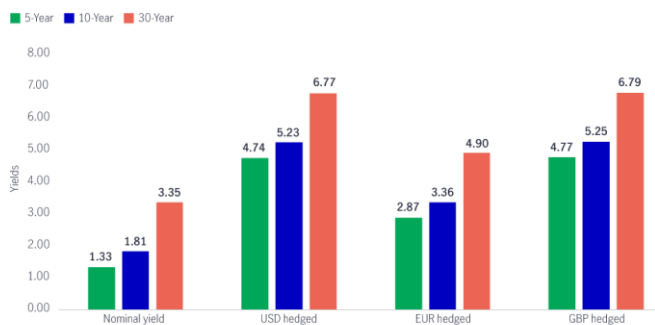
Prime Minister Takaichi's administration is preparing an economic stimulus package that may include expanding local government grants to small and medium-sized companies, investing in growth industries such as artificial intelligence and semiconductors, and strengthening national security by accelerating defense spending.

These policies support broader corporate fundamentals and, given that the government may need to issue new bonds to fund the initiatives, may also lead to higher government bond yields.

Looking at the local rates, Japanese government bonds (JGB) could potentially provide an attractive all-in yield from the yield pick-up from currency hedging, such as a 3.4% annualised currency gain when hedged to USD and 1.5% when hedged to the euro (EUR), based on current three-month forward rates. Additionally, the Japanese yen stands out as a valuable tool for currency diversification, given its historically low correlation with other developed-market currencies.

Chart 6: JGB nominal yields before and after currency hedging⁶

⁶ Source: Bloomberg, as of 30 November 2025.



Yen-denominated hybrid bonds, a subset of the Japanese credit market, have been gaining popularity in Japan, as the country transitions out of an ultra-low interest-rate environment. These instruments can offer enhanced yields above JGBs and IG corporate bonds whilst retaining a shorter duration profile and similarly high AA credit ratings.

India – remains one of the region’s bright spots

India sustained its strong growth trajectory in 2025, with better-than-expected quarterly GDP, a supportive monetary easing policy, together with S&P upgrading India’s long-term sovereign credit rating to BBB from BBB- on strong growth and sovereign stability.

Although market volatility emerged in August following the US administration’s imposition of a 50% tariff on Indian goods, the Indian market has demonstrated resilience, absorbing the shock quickly due to its limited direct exposure to US trade, expectations of further tariff negotiations would improve their overall position, and a commitment by the Reserve Bank of India (RBI) to mitigate the tariffs’ impact through targeted support.

Recent headlines on India and the US finalising the first phase of a bilateral trade agreement further support the country’s outlook.

We believe the most significant tariff-related challenges have passed, and we remain constructive on India’s medium-term prospects, underpinned by robust economic growth, strengthening corporate fundamentals, and positive technical factors,

including further inclusions of India bonds in other global market indices.

On the local rates front, Indian local government bonds remain among the highest yielding in the region and relative to global peers.

Interest rates are expected to be well-anchored by low inflation and the RBI’s accommodative stance. Additional rate cuts are anticipated in 2026, bringing value to front-end local bonds. This favourable environment, combined with potential future index inclusions in, for example, the FTSE Russell and Bloomberg indices, should support further technical support next year.

In credit markets, Indian issuers have benefited from S&P’s sovereign rating upgrade this year. Strong performance is expected to continue into 2026, driven by improved fundamentals and ongoing government support. Selective opportunities in non-IG credits, particularly in the renewable energy and infrastructure sectors, can also offer compelling value for investors seeking yields and diversified exposure.

Chart 7: Key Asian central bank rates⁷



Balancing positive change momentum with potential risks investors should be aware of in 2026

We believe Asian fixed income is well-positioned to benefit from the region’s robust economic growth, resilient corporate fundamentals, and supportive credit technicals. However, we remain mindful that external developments in the global fixed income

⁷ Source: Macrobond, Manulife Investment Management, as of 2 November 2025.

landscape could influence market sentiment towards Asia.

Policy uncertainty, particularly around the direction of US fiscal and trade policies, may continue to impact investor confidence, raising concerns about global growth prospects and inflation, and potentially triggering further market volatility. Asian currencies, especially in export-oriented economies, could also experience fluctuations in response to evolving trade dynamics.

On the monetary front, there is some uncertainty over the Fed's rate-cutting cycle, even after the recent resumption of easing.

Mixed signals from Fed officials and economic data recently have tempered expectations for rate cuts in 2026, contributing to a volatile rates market and difficult macro environment for the global fixed-income asset class.

Furthermore, Jerome Powell's term as Fed Chair ends in May 2026, and the new Fed Chair will be announced in early 2026. Markets will closely study this changing of the guard and its implications for future monetary policy.

With this backdrop, we believe active management is essential to navigating the potentially volatile period ahead.

Our investment team leverages an extensive Asian presence across 10 local markets, including deep knowledge and strong performance track records in the major Asian markets, including China, Japan, and India.

Relative to our peers, we have extensive proprietary research capabilities with over 20 dedicated Asian credit analysts to identify opportunities and manage risks across the region. Moreover, we believe the attractive carry and all-in yields of Asian credit relative to global peers provide a decent buffer against market uncertainties.

At the same time, the asset class continues to offer diversification benefits.

Conclusion

The positive momentum experienced across Asia's fixed-income markets is expected to roll on into 2026. As the Fed is likely to guide interest rates lower and market dynamics for local fixed income markets around the region continue to adjust, we see ample investment opportunities across the spectrum of Asian fixed income to prosper in this environment. Asian credit continues to stand out based on fundamentals and valuations, while Asian local markets can offer investors unique opportunities to benefit from de-dollarisation and diversification.

As one of the leading Asia fixed income houses with a strong investment presence in Asia's three largest fixed income markets – China, Japan, and India – Manulife Investment Management is positioned to help investors navigate this exciting asset class in the year ahead.

Important Information

© 2025 Manulife Investment Management. All rights reserved. Manulife, Manulife Investment Management, Stylized M Design, and Manulife Investment Management & Stylized M Design are trademarks of The Manufacturers Life Insurance Company and are used by it, and by its affiliates under license.

This information is for the exclusive use of the intended institutional investors or their agents and may not be transmitted, reproduced or used in whole or in part for any other purpose, nor may it be disclosed or made available, directly or indirectly, in whole or in part, to any other person without our prior written consent. It is intended only for recipients in jurisdictions where receiving this information is permitted by law.

The distribution of the information contained in this presentation may be restricted by law and persons who receive it are required to comply with any such restrictions. The contents of this presentation are not intended for distribution to, or use by, any person or entity in any jurisdiction or country in which such distribution or use would be contrary to any applicable laws or regulations. By accepting this material, you confirm that you are aware of the laws in your own jurisdiction relating to the provision and sale of the funds, portfolios or other investments discussed in this presentation and you warrant and represent that you will not pass on or use the information contained in this presentation in a manner that could constitute a breach of such laws by any Manulife entity or any other person.

About Manulife Wealth & Asset Management

As part of Manulife Financial Corporation, Manulife Wealth & Asset Management provides global investment, financial advice, and retirement plan services to 19 million individuals, institutions, and retirement plan members worldwide. Our mission is to make decisions easier and lives better by empowering people today to invest for a better tomorrow. As a committed partner to our clients and as a responsible steward of investor capital, we offer a heritage of risk management, deep expertise across public and private markets, and comprehensive retirement plan services. We seek to provide better investment and impact outcomes and to help people confidently save and invest for a more secure financial future. Not all offerings are available in all jurisdictions. For additional information, please visit manulifeim.com.

Manulife | CQS Investment Management, is a trading name of CQS (UK) LLP, authorised and regulated by the UK Financial Conduct Authority, and/or CQS (US), LLC, which is a registered investment adviser with the US Securities and Exchange Commission and a member of the National Futures Association. The term "CQS" or "Manulife | CQS Investment Management" as used herein may include one or both of CQS (UK) LLP and CQS (US), LLC. Manulife | CQS Investment Management is a subsidiary of Manulife Investment Management (Europe) Limited.

This material has not been reviewed by, is not registered with any securities or other regulatory authority, and may, where appropriate, be distributed by the following Manulife entities in their respective jurisdictions. Additional information about Manulife Investment Management may be found at manulifeim.com/institutional

Australia: Manulife Investment Management Timberland and Agriculture (Australasia) Pty Ltd, Manulife Investment Management Timberland and Agriculture Inc, Manulife Investment Management (Hong Kong) Limited. Canada: Manulife Investment Management Limited, Manulife Investment Management Distributors Inc., Manulife Investment Management (North America) Limited, Manulife Investment Management Private Markets (Canada) Corp. Chinese Mainland : Manulife Overseas Investment Fund Management (Shanghai) Limited Company. European Economic Area: Manulife Investment Management (Ireland) Ltd. which is authorised and regulated by the Central Bank of Ireland Hong Kong: Manulife Investment Management (Hong Kong) Limited. Indonesia: PT Manulife Aset Manajemen Indonesia. Japan: Manulife Investment Management (Japan) Limited. Malaysia: Manulife Investment Management (M) Berhad 200801033087 (834424-U) Philippines: Manulife Investment Management and Trust Corporation. Singapore: Manulife Investment Management (Singapore) Pte. Ltd. (Company Registration No. 200709952G) South Korea: Manulife Investment Management (Hong Kong) Limited. Switzerland: Manulife IM (Switzerland) LLC. Taiwan: Manulife Investment Management (Taiwan) Co. Ltd. United Kingdom: Manulife Investment Management (Europe) Ltd. which is authorised and regulated by the Financial Conduct Authority

United States: John Hancock Investment Management LLC, Manulife Investment Management (US) LLC, Manulife Investment Management Private Markets (US) LLC and Manulife Investment Management Timberland and Agriculture Inc. Vietnam: Manulife Investment Fund Management (Vietnam) Company Limited.

No Manulife entity makes any representation that the contents of this presentation are appropriate for use in all locations, or that the transactions, securities, products, instruments, or services discussed in this presentation are available or appropriate for sale or use in all jurisdictions or countries, or by all investors or counterparties. All recipients of this presentation are responsible for compliance with applicable laws and regulations.

This material is intended for the exclusive use of recipients in jurisdictions who are allowed to receive this information under their applicable law. The opinions expressed are those of the author(s) and are subject to change without notice. Our investment teams may hold different views and make different investment decisions. These opinions may not necessarily reflect the views of Manulife Investment Management or its affiliates. There can be no assurance that actual outcomes will match the assumptions or that actual returns will match any expected returns. The information and/or analysis contained in this material has been compiled or arrived at from sources believed to be reliable, but Manulife Investment Management does not make any representation as to their accuracy, correctness, usefulness or completeness and does not accept liability for any loss arising from the use of the information and/or analysis

contained here. Neither Manulife Investment Management or its affiliates, nor any of their directors, officers or employees shall assume any liability or responsibility for any direct or indirect loss or damage or any other consequence of any person acting or not acting in reliance on the information contained here.

The information in this material may contain projections or other forward-looking statements regarding future events, targets, management discipline or other expectations, and is only current as of the date indicated. The information in this material including statements concerning financial market trends, are based on current market conditions, which will fluctuate and may be superseded by subsequent market events or for other reasons. This material was prepared solely for informational purposes and does not constitute, and is not intended to constitute, a recommendation, professional advice, an offer, solicitation or an invitation by or on behalf of Manulife Investment Management or its affiliates to any person to buy or sell any security or to adopt any investment strategy, and shall not form the basis of, nor may it accompany nor form part of, any right or contract to buy or sell any security or to adopt any investment strategy. Nothing in this material constitutes investment, legal, accounting, tax or other advice, or a representation that any investment or strategy is suitable or appropriate to your individual circumstances, or otherwise constitutes a personal recommendation to you. Neither Manulife Investment Management nor its affiliates provide legal or tax advice, and you are encouraged to consult your own lawyer, accountant, or other advisor before making any financial decision. Prospective investors should take appropriate professional advice before making any investment decision. In all cases where historical performance is presented, note that past performance does not guarantee future results and you should not rely on it as the basis for making an investment decision.

The distribution of the information contained in this presentation may be restricted by law and persons who access it are required to comply with any such restrictions. The contents of this presentation are not intended for distribution to, or use by, any person or entity in any jurisdiction or country in which such distribution or use would be contrary to any applicable laws or regulations. By accepting this material, you confirm that you are aware of the laws in your own jurisdiction relating to the provision and sale of the funds, portfolios or other investments discussed in this presentation and you warrant and

represent that you will not pass on or use the information contained in this presentation in a manner that could constitute a breach of such laws by any Manulife entity or any other person.

Australia: Manulife Investment Management (Hong Kong) Limited (Manulife IM (HK)) and Manulife Investment Management Timberland and Agriculture Inc. (MIMTA) are exempt from the requirement to hold an Australian financial services license under the Corporations Act 2001 (Cth) in respect to the financial services provided to wholesale clients in Australia. Manulife IM (HK) and MIMTA accordingly do not hold an Australian financial services license. Manulife IM (HK) is regulated by the Securities and Futures Commission of Hong Kong ("SFC") under Hong Kong laws, and MIMTA is regulated by

the Securities and Exchange Commission of the United States of America under United States of America laws, both of which differ from Australian laws. This document is directed at wholesale investors only.

Chinese Mainland : This material is prepared solely for informational purposes and does not constitute an offer to sell or the solicitation of an offer to buy any securities in Chinese Mainland to any person to whom it is unlawful to make the offer or solicitation in Chinese Mainland .The securities may not be offered, sold or delivered, or offered or sold or delivered to any person for reoffering or resale or redelivery, in any such case directly or indirectly, in Chinese Mainland in contravention of any applicable laws.

The issuer does not represent that this material may be lawfully distributed, or that any securities may be lawfully offered, in compliance with any applicable registration or other requirements in Chinese Mainland, or pursuant to an exemption available thereunder, or assume any responsibility for facilitating any such distribution or offering. In particular, no action has been taken by the issuer which would permit a public offering of any securities or distribution of this material in Chinese Mainland .Accordingly, the securities are not being offered or sold within Chinese Mainland by means of this material or any other document. Neither this material nor any advertisement or other offering material may be distributed or published in Chinese Mainland ,except under circumstances that will result in compliance with any applicable laws and regulations.

Further, neither this material nor any funds/strategies mentioned in this material (if any) has been submitted to or approved by the China Securities Regulatory Commission or other relevant Chinese government authorities (which, for the purposes of this paragraph, does not include the authorities in Hong Kong SAR, Macau SAR or Taiwan Region), unless otherwise expressly indicated. Securities denominated in foreign exchange or with the underlying investments in the offshore markets may only be offered or sold to investors of Chinese Mainland that are authorized and qualified to buy and sell such securities. Prospective investors resident in Chinese Mainland are responsible for obtaining all relevant and necessary approvals from the Chinese government authorities, including but not limited to the State Administration of Foreign Exchange (if needed), before investing.

Hong Kong: This material is provided to Professional Investors, as defined in the Hong Kong Securities and Futures Ordinance and the Securities and Futures (Professional Investor) Rules, in Hong Kong only. It is not intended for and should not be distributed to, or relied upon, by members of the public or retail investors.

Malaysia: This material was prepared solely for informational purposes and is not an offer or solicitation by anyone in any jurisdictions or to any person to whom it is unlawful to make such an offer or solicitation.

Singapore: This material is intended for Accredited Investors and Institutional Investors as defined in the Securities and Futures Act.

South Korea: This material is intended for Qualified Professional Investors under the Financial Investment Services and Capital Market Act ("FSCMA"). Manulife Investment Management does not make any representation with respect to the eligibility of any recipient of these materials to acquire any interest in any security under the laws of Korea, including, without limitation, the Foreign Exchange Transaction Act and Regulations thereunder. An interest may not be offered, sold or delivered directly or indirectly, or offered, sold or delivered to any person for re-offering or resale, directly or indirectly, in Korea or to any resident of Korea, except in compliance with the FSCMA and any other applicable laws and regulations. The term "resident of Korea" means any natural person having his place of domicile or residence in Korea, or any corporation or other entity organized under the laws of Korea or having its main office in Korea.

Switzerland: This material may be made available in Switzerland solely to Qualified Investors (as defined in Article 10(3) and (3ter) of the Swiss Collective Investment Schemes Act ("CISA") and its implementing ordinance), at the exclusion of Excluded Qualified Investors. The information provided in this material is for information purpose only and does not constitute an offer, a solicitation or a recommendation to contract a financial instrument or a financial service. This document does not constitute implicit or explicit investment advice. The information provided herein is general in nature and does not constitute an advertisement of financial products in Switzerland.

United Kingdom: This communication is directed only at investment professionals and any investment or investment activity to which it relates is available only to such persons.

Manulife Investment Management (Europe) Ltd. is authorized and regulated by the Financial Conduct Authority.

European Economic Area: The data and information presented is directed solely at persons who are Professional Investors in accordance with the Markets in Financial Instruments Directive (2004/39/EC) as transposed into the relevant jurisdiction. Further, the information and data presented does not constitute, and is not intended to constitute, "marketing" as defined in the Alternative Investment Fund Managers Directive. Manulife Investment Management (Ireland) Ltd. is authorized and regulated by the Central Bank of Ireland.

United States: Manulife Investment Management (US) LLC (Manulife IM US) and Manulife Investment Management (North America) Limited (Manulife IM NA) are indirect wholly owned subsidiaries of Manulife. John Hancock Investment Management LLC and Manulife Investment Management (US) LLC are affiliated SEC-registered investment advisors using the brand name John Hancock Investment Management. This material is not intended to be, nor shall it be interpreted or construed as, a recommendation or providing advice, impartial or otherwise.

5053558